



Welcome to Navy Design & Construction Programs

Moderator: Rear Adm. Mark Handley, P.E.,
F.SAME, USN (Ret.), AECOM

Speakers:

- Joseph Gott, P.E., SES, Chief Engineer and Director, Capital Improvements, HQ NAVFAC
- Cindy Readal, Assistant Commander, Acquisition, HQ NAVFAC



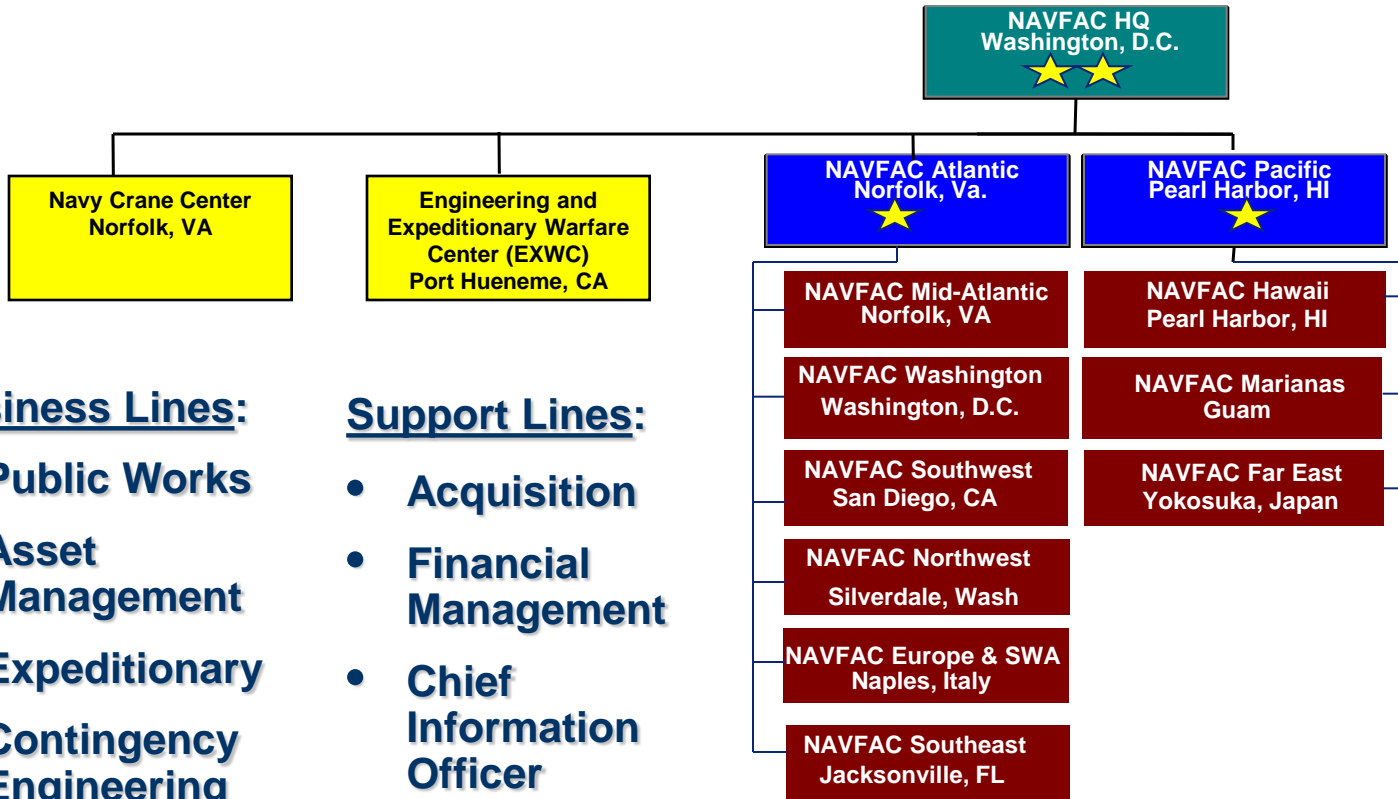
SAME

FY2018 DOD & Federal Agency Program Briefings

**NAVFAC Design and Construction
Programs**

7 March 2017

**Joseph E. Gott, P.E.
Chief Engineer, and
Director, Capital Improvements
Naval Facilities Engineering Command**




Business Lines:

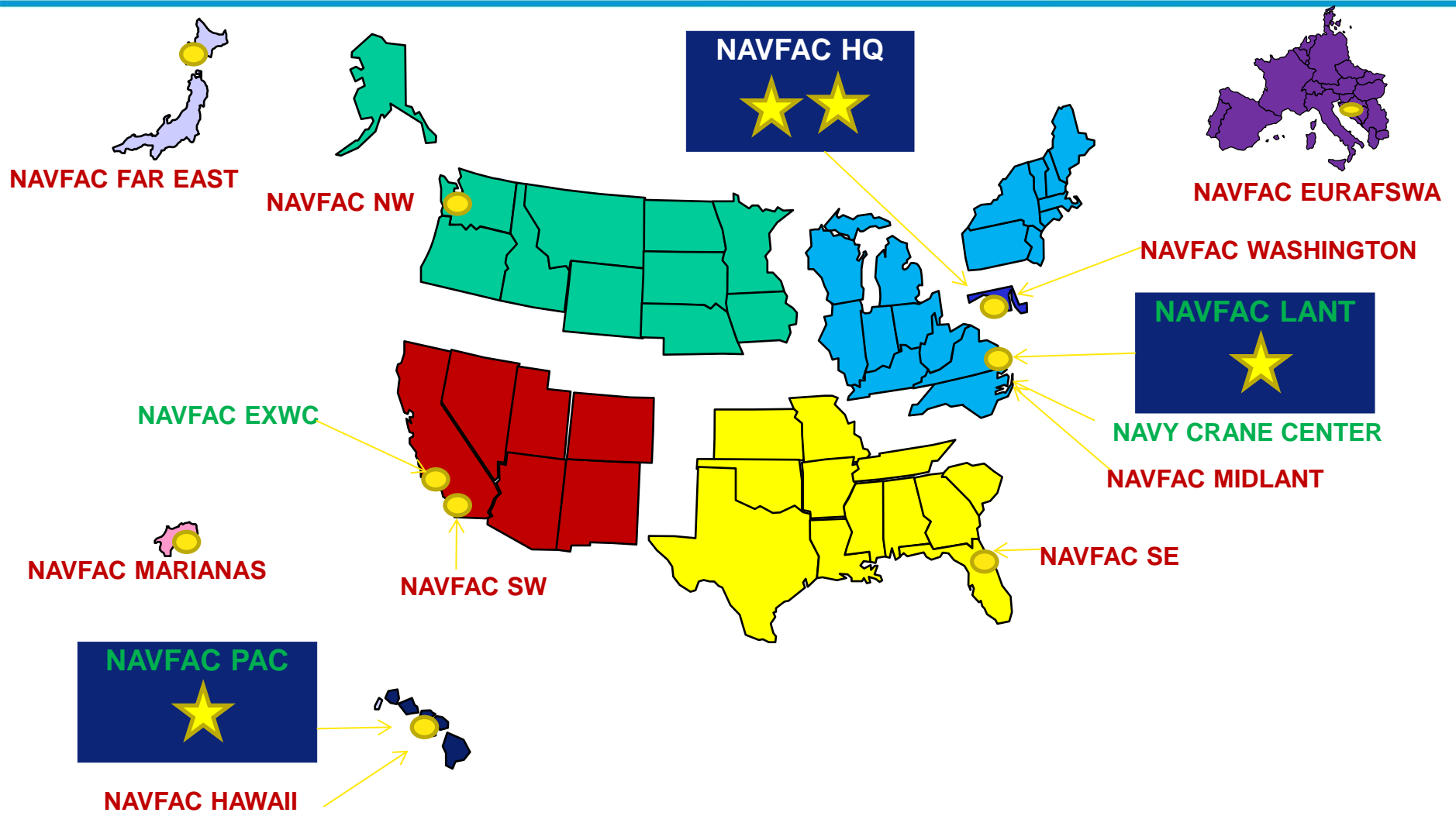
- Public Works
- Asset Management
- Expeditionary
- Contingency Engineering
- Capital Improvements
- Environmental

Support Lines:

- Acquisition
- Financial Management
- Chief Information Officer
- Chief Engineer
- Counsel



Worldwide Facilities Engineering Expertise



Echelon III Commands (4) Echelon IV Commands (9) PWDs (69) FEADs (14) ROICCs (15) Other (3)

Globally Aligned to Support Fleet/Warfighter

Current Budget News

Department of Navy



- **FY17 MILCON Appropriation was enacted 30 SEP 2016**
- **FY17 Defense funding under CR (expires 28 APR)**
- **FY17 Amended Budget Submit being considered**
 - **Address priorities of new Administration**
 - **Possible adjustments to PB17 Defense funding request being considered, maybe MILCON, too**
- **PB18 budget will be submitted to Congress approximately May/June**
 - **Ensure synchronization with new Administration priorities**

FY17 Department of Navy PresBud Submit Shore Budget Highlights



	FY 2016 Enacted (\$M)	PB 2017 (\$M)	Delta (\$M)	Delta (%)
Military Construction, Active + Reserve ¹	1,740	1,126	-614	-35.3%
Family Housing Construction	17	94	77	452.9%
Family Housing Operations	353	301	-52	-14.7%
BRAC ²	170	154	-16	-9.4%
Sustainment Restoration & Modernization (O&M) ¹	3,110	2,356	-754	-24.2%
Base Operating Support ¹	7,624	7,610	-14	-0.2%
Environmental Restoration, Navy	300	282	-18	-6.0%
TOTAL	13,314	11,923	-1,391	-10.4%

1 Includes Overseas Contingency Operations (OCO) & European Reassurance Initiative (ERI)

2 Prior Funds will also support FY2015 BRAC activities

Recent DON MILCON Budget History



BLUF: PB17 funding level is low (similar to FY15)

- **FY15**

- PB15 submit = \$1,070M
- Appropriation = \$1,136M

- **FY16**

- PB16 submit = \$1,705M
- Appropriation = \$1,740M

- **FY17**

- PB17 Appropriation = \$1,391 M
 - Plus ups for (6) additional projects and (2) reprogramming actions
- SRM decreased 24%
 - Provides minimum level of funding to address potential life, safety, health & highest mission requirements
 - Taking risks on facilities sustainment, deferred sustainment results in faster degradation of facilities

FY17 MILCON Appropriation Highlights

Department of Navy



- **FY17 DON MILCON Appropriated \$1.391B**
 - 62% Blue Navy, 38% USMC

FY17	MCON	MCNR	TOTAL	%
USN	\$ 848M	\$11M	\$ 859M	62%
USMC	\$ 509M	\$23M	\$ 532M	38%
Total	\$1,357M	\$34M	\$1,391M	

- **Program focused on targeting investments to provide maximum readiness in support of current and future mission requirements:**
 - **Combatant Commander support**
 - **New Platforms/Missions**
 - **Support of force relocations/increased force requirements**
 - **Training support**
 - **Recapitalization of shipyards and other critical shore infrastructure**
 - **Utilities infrastructure upgrades**
 - **Improve safety, security & environmental compliance posture**
 - **Qualify of life improvements**
- **FY17 Family Housing Construction \$79M**

FY18 Program



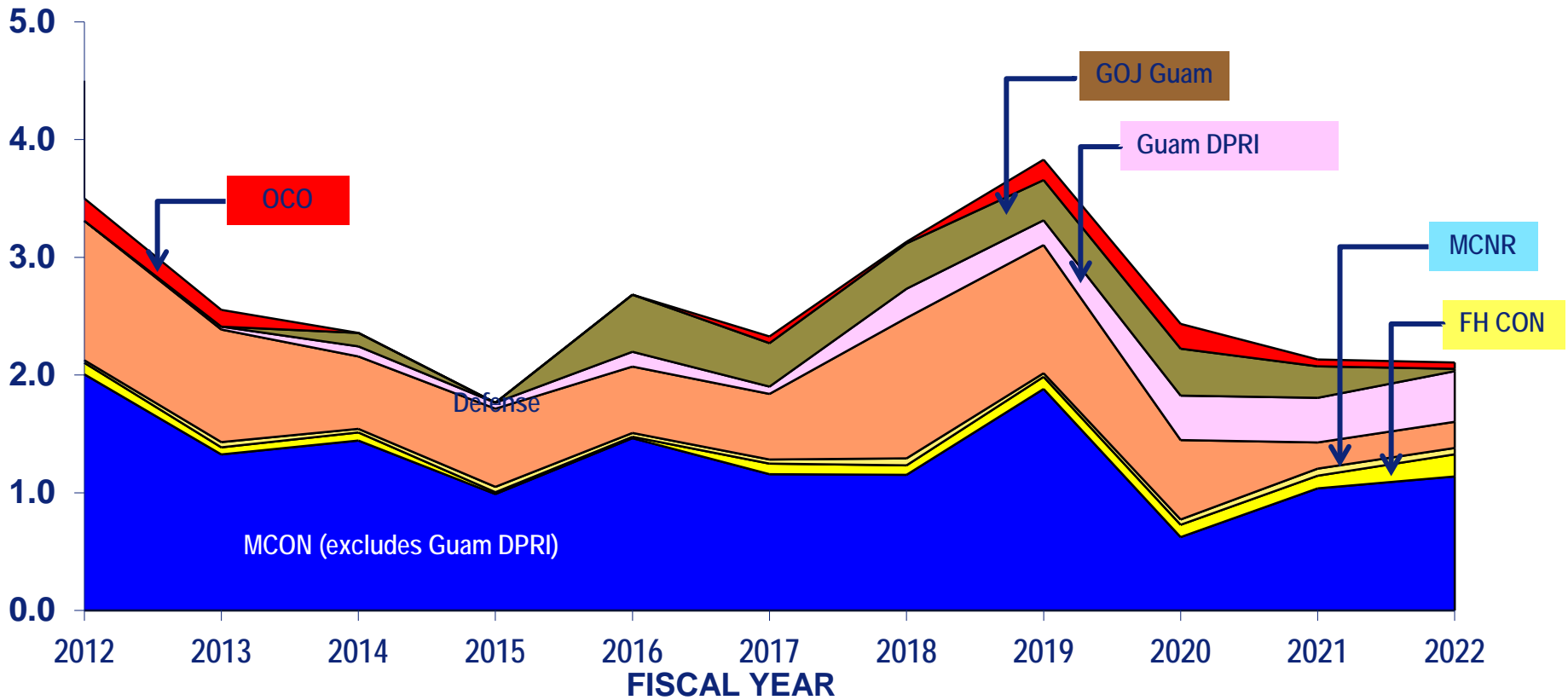
ATTACHMENT B



NAVFAC MILCON CONSTRUCTION & GOJ PROGRAMMED AMOUNT*

[CIAcqStrtgy2018B GravChrt 2017-02-14] POM18FYDP_ToOSD FY12-FY22]

\$ BILLIONS



* Programmed Amount (includes SIOH, PCAS, & contingency); Excludes MILCON Design & UMC funds FY2018 through FY2022 based on POM 18 OSD Submit

FY 17 MILCON Workload

(MCON, MCNR, Family Housing, Defense)



CATEGORY **% WORKLOAD**

Operational & Training Facilities	40%
Maintenance & Production Facilities	23%
Utilities, Land, & Site Improvements	15%
Housing and Community Facilities	9%
Medical Facilities	8%
Supply Facilities	3%
Research, Development, Test and Evaluation Facilities	2%

COMPONENT **% WORKLOAD**

Southwest	25%
Marianas	17%
Mid-Atlantic	16%
Hawaii	11%
Washington	10%
Northwest	7%
Far East	5%
Southeast	5%
Europe / SW Asia	4%

Department of the Navy O&M SRM

- Provides sustainment, restoration, and modernization of facilities
 - “Special Projects” are larger, centrally managed efforts that will be contracted
 - May be design-build or design-bid-build
 - Many more maintenance and minor projects also occur locally
- Operations & Maintenance (O&M) projects are more fluid than the MILCON program
 - Individual projects and the program amount will adjust
 - Facilities can serve as a bill payer or year-end opportunity
- Navy is focusing effort on operational facilities
- USMC is aggressively demolishing, renovating, and consolidating
- Financed energy work (ESPC & UESC) also represent construction opportunities
 - \$1.2B planned over the next two years
 - Acquired via DoE vehicle with NAVFAC performing contracting

Special Projects	FY14	FY15	FY16	FY17
USN	\$669M	\$439M	\$772M	\$521M
USMC	\$380M	\$230M	\$343M	\$196M



Number of Navy SRM Projects

	\$0 - \$5M		\$5M - \$10M		\$10M - \$20M		\$20M - \$50M	
	FY17	FY18	FY17	FY18	FY17	FY18	FY17	FY18
NAVFAC Far East	2			5				
NAVFAC Marianas	9	14	2	1				
NAVFAC Hawaii	9	13	2	2	2	3		
NAVFAC EURAFSWA	11	7	1	1				
NAVFAC Mid-Atlantic	15	10	6	3	1	1	4	
NAVFAC Northwest	7	11	4	2		1		
NAVFAC Southeast	7	10	2	1		1	6	1
NAVFAC Southwest	11	9	7	6	4	2		1
NAVFAC Washington	13	17			2	2	1	1

Note: Projects depicted on this table are typically >\$500,000 and funded by Commander, Navy Installations Command (CNIC). Other Navy commands will also fund some work and smaller projects are also awarded.

Disclaimer: Operations & Maintenance (O&M) projects are more fluid than the MILCON program. Individual projects and the program amount will adjust.

Number of USMC SRM Projects



FY17	\$0 - \$5M	\$5M - \$10M	\$10M - \$20M	\$20M - \$50M
NAVFAC Far East	31	1		
NAVFAC Marianas				
NAVFAC Hawaii	13	1		
NAVFAC EURAFSWA				
NAVFAC Mid-Atlantic	243	9	1	
NAVFAC Northwest				
NAVFAC Southeast	4			
NAVFAC Southwest	95	4		
NAVFAC Washington	44	1		

Notes:

- **USMC projects in the NAVFAC Southeast area of responsibility are managed by NAVFAC Mid-Atlantic, with the exception of projects at MCSF Blount Island.**
- **The USMC program is in flux as the Service adjusts to new force levels and reshapes its facilities inventory.**
- **Additional, smaller projects are planned and executed locally.**

Disclaimer: Operations & Maintenance (O&M) projects are more fluid than the MILCON program. Individual projects and the program amount will adjust.

FY17 MILCON Projects

FY 16 MCON, MCNR, Family Housing, Defense Projects



<u>Location/Installation</u>	<u>Description</u>	<u>Cost</u>	<u>Design Level</u>
ALBANY GA MCLB	ENERGY - GROUND SOURCE HEAT PUMPS	7,851,000	DBB
ANDREWS AFB MD	VEHICLE OPERATIONS ADDITION	1,658,000	DB
BEAUFORT SC MCAS	TOWNSEND BOMBING RANGE EXPANSION PHASE 2	48,279,000	LAND
CAMP LEJEUNE NC MCB	SIMULATOR INTEGRATION/RANGE CONTROL FACILITY	54,849,000	DB
CAMP LEJEUNE NC MCB	2ND RADIO BN COMPLEX PHASE 1 (HADNOT POINT)	50,557,000	DBB
CAMP LEJEUNE NC MCB	RADAR AIR TRAFFIC CONTROL FACILITY ADDITION(N. RVR)	4,918,000	DBB
CAMP LEJEUNE NC MCB	OPERATIONAL TRAINER FACILITY (NEW RIVER)	3,312,000	DBB
CAMP LEMONNIER DJIBOUTI	CONSTRUCT FUEL STORAGE FACILITIES	43,700,000	DBB
CAMP PENDLETON CA MCB	RAW WATER PIPELINE PENDLETON TO FALLBROOK	44,540,000	DBB
CHERRY POINT NC MCAS	UNMANNED AIRCRAFT SYSTEM FACILITIES	29,657,000	DB
CHERRY POINT NC MCAS	KC130J ENLISTED AIR CREW TRAINER FACILITY	4,769,000	DBB
CNI NAVMAG INDIAN ISLAND	SHORE POWER TO AMMUNITION PIER	4,472,000	DBB
CNIC PMRF HAWREA B SANDS	ENERGY - PMRF POWER GRID CONSOLIDATION	30,623,000	DB
COMFLEACT YOKOSUKA JA	CHILD DEVELOPMENT CENTER	13,846,000	DB
COMFLEACT YOKOSUKA JA	CYBER MISSION FORCE SCIF CONSTRUCTION	2,320,000	DBB
CP BUTLER OKINAWA JA MCB	AIRCRAFT MAINT. SHELTERS & APRON (KADENA)	23,310,000	DBB
CP BUTLER OKINAWA JA MCB	MILITARY WORKING DOG FACILITIES (CAMP HANSEN)	11,697,000	DBB
IWAKUNI JAPAN MCAS	SECURITY MODIFICATIONS - CVW5/MAG12 HQ	9,207,000	DBB
IWAKUNI JAPAN MCAS	E-2D OPERATIONAL TRAINER COMPLEX	8,716,000	DBB
JBPHH PEARL HARBOR HI	WELDING SCHOOL SHOP CONSOLIDATION	8,546,000	DB
JBPHH PEARL HARBOR HI	ENERGY - UEM INTERCONNECT STATION C TO HICKAM	6,335,000	DB
JNTEXPBASE LITTLE CREEK FS VA	SOF Applied Instruction Facility	23,916,000	DB
JNTEXPBASE LITTLE CREEK FS VA	SKEETER LANE RENOVATION & CONVERSION	3,658,000	DBB
JNTEXPBASE LITTLE CREEK FS VA	ExMCM UUV OPERATIONS AND MAINTENANCE FACILITY	2,880,000	DB
JNTEXPBASE LITTLE CREEK FS VA	CONSTRUCT HOUSING WELCOME CENTER	438,000	DBB

FY 17 MCON, MCNR, Family Housing, Defense Projects



<u>Location/Installation</u>	<u>Description</u>	<u>Cost</u>	<u>Design Level</u>
4TH MARDIV	MCRC Reserve Center at Syracuse, NY	13,229,000	DB
4TH MARDIV	Reserve Center at Galveston, TX	8,414,000	DB
4TH MARDIV	ELECTRIC FEEDER DUCTBANK - BROOKLYN, NY	1,964,000	DB
ANDREWS AFB MD	21 POINT ENCLOSED FIRING RANGE	13,000,000	DB
ANDREWS AFB MD	PAR (4) RELOCATE JOINT AIR DEFENSE OPERATIONS CENTER (JADOC)	3,500,000	DBB
BARKSDALE AFB LA	CONSOLIDATED COMMUNICATION FACILITY	21,000,000	DB
Barksdale AFB LA	Fire Station No. 2	3,600,000	DBB
CAMP LEMONNIER DJIBOUTI	Medical/Dental Facility	37,409,000	DBB
CAMP LEMONNIER DJIBOUTI	CONSTRUCT PARKING APRON AND TAXIWAY - CHABELLEY	6,900,000	DBB
CAMP LEMONNIER DJIBOUTI	CONSTRUCT CHABELLEY ACCESS ROAD - CHABELLEY	3,600,000	DBB
CHARLESTON SC AFI	CONSTRUCT HYDRANT FUEL SYSTEM	17,000,000	DBB
CNI PMRF HAWREA BARKING SANDS	Upgrade Power Plant & Electrical Dist Sys	43,384,000	DBB
CNI WEPSTA SEAL BEACH	Missile Magazine	21,007,000	DBB
COMFLEACT OKINAWA JA	RECONSTRUCT WAREHOUSE	2,860,000	DBB
COMFLTACT SASEBO JA	Shore Power (Juliet Pier)	16,420,000	DBB
JBPHH PEARL HARBOR HI	LIGHTNING PROTECTION SYSTEM, BLDGS #700 & #701	2,970,000	DBB
MCAGCC TWENTYNINE PALMS CA	FITNESS FACILITY/B-1533	3,000,000	DB
MCAS BEAUFORT SC	Aircraft Maintenance Hangar	83,490,000	DB
MCAS CHERRY POINT NC	Central Heating Plant Conversion	12,515,000	DBB
MCAS CHERRY POINT NC	F-35B LIFT SYSTEM REPAIR FACILITY	2,690,000	DBB
MCAS IWAKUNI, JAPAN	WHR NORTH SIDE TOWNHOUSES PH 2; 36 UNITS;	11,047,000	DB
MCAS Miramar (Main Base)	Aircraft Maintenance Hangar	79,399,000	DBB
MCAS Miramar (Main Base)	F-35 Flightline Apron Expansion	40,000,000	DBB
MCAS Miramar (Main Base)	F-35 Comm Building & Infrastructure Upgrade	34,700,000	DB
MCAS YUMA ARIZ	VMX-22 Maintenance Hangar	48,355,000	DBB

FY 17 MCON, MCNR, Family Housing, Defense Projects



<u>Location/Installation</u>	<u>Description</u>	<u>Cost</u>	<u>Design Level</u>
MCB CAMP LEJEUNE NC	Dental Clinic Replacement	31,000,000	DBB
MCB CAMP LEJEUNE NC	OUTDOOR INFANTRY IMMERSION TRAINER SITE PREP	2,970,000	DBB
MCB KANEOHE BAY HI	Regimental Consolidated Comm/Elec Facility	72,565,000	DBB
MCB LEJEUNE	Range Facilities Safety Improvements	18,482,000	DBB
MCB S D BUTLER	Aircraft Maintenance Complex	26,489,000	DBB
MCLB ALBANY GA	CONSTRUCT LOGCOM OPEN STORAGE LOT	2,910,000	DBB
MCRD PARRIS ISLAND	RECRUIT RECONDITIONING CENTER AND BARRACKS	29,882,000	DB
NAS FALLON NV	Air Wing Simulator Facility	13,523,000	DBB
NAS JRB NEW ORLEANS LA	REPLACE SQUADRON OPERATIONS FACILITY	9,700,000	DBB
NAS KINGSVILLE TX	HIGH EXPLOSIVES MAGAZINES	2,050,000	DB
NAS LEMOORE CA	F-35C Engine Repair Facility	26,723,000	DBB
NAS NEW ORLEANS	Joint Reserve Intelligence Center	11,207,000	DBB
NAS SIGONELLA IT	UPGRADE ENTRY CONTROL POINT AT NAS II	11,600,000	DB
NAS WHIDBEY ISLAND WA	EA-18G Maintenance Hangar	45,501,000	DB
NAS WHIDBEY ISLAND WA	Triton Mission Control Facility	30,475,000	DB
NAS WHITING FLD MILTON FL	WMD Training Applied Instruction Facility	20,489,000	DB
NAVAL AIR STATION PAX RIVER	Inert Storage Building Replacement	1,970,000	DB
NAVAL AIR STATION PAX RIVER MD	UCLASS RDAT&E Hangar	40,576,000	DBB
NAVAL BASE CORONADO	Coastal Campus Utilities Infrastructure	81,104,000	DBB
NAVAL BASE CORONADO	Coastal Campus Entry Control Point	13,044,000	DBB
NAVAL BASE CORONADO	Grace Hopper Data Center Power Upgrades	10,353,000	DBB
NAVAL BASE GUAM	POWER UPGRADE - HARMON	62,210,000	DBB
NAVAL BASE GUAM	Harden POL Infrastructure	26,975,000	DBB
NAVAL BASE KITSAP	Submarine Refit Maintenance Support Fac	21,476,000	DBB
NAVAL BASE KITSAP	Service Pier Electrical Upgrades	18,939,000	DBB

FY 17 MCON, MCNR, Family Housing, Defense Projects



<u>Location/Installation</u>	<u>Description</u>	<u>Cost</u>	<u>Design Level</u>
NAVAL BASE KITSAP	Nuclear Repair Facility	6,704,000	DB
NAVAL BASE KITSAP BREMERTON WA	SEAWOLF CLASS SERVICE PIER	73,000,000	DBB
NAVAL SUPPORT ACTIVITY WASH	CONSTRUCT DIRECT AIRCRAFT REFUELING SYSTEM	1,850,000	DB
NAVBASE CORONADO SAN DIEGO CA	SOF SEAL TEAM OPS FACILITY	47,290,000	DB
NAVBASE CORONADO SAN DIEGO CA	SOF SEAL TEAM OPS FACILITY	47,290,000	DB
NAVBASE CORONADO SAN DIEGO CA	SOF TRADET ONE OPERATIONS FACILITY	44,305,000	DB
NAVBASE CORONADO SAN DIEGO CA	SOF SPECIAL RECON TEAM ONE OPERATIONS FACILITY	20,949,000	DB
NAVBASE CORONADO SAN DIEGO CA	SOF HUMAN PERFORMANCE TRAINING CENTER	15,578,000	DB
NAVBASE GUAM	APR EXPAND AIRCRAFT PARKING APRON (DARWIN)	28,600,000	DBB
NAVBASE GUAM	APR AIRCRAFT MAINTENANCE SUPPORT FACILITY (DARWIN)	1,800,000	DBB
NAVBASE SAN DIEGO	UPGRADE PIER 10 TO 4160 VOLT	2,890,000	DB
NAVSTA GREAT LAKES IL	UNACCOMPANIED HOUSING	35,900,000	DB
NAVSTA Guantanamo Bay	Mass Migration Complex, Leeward South	26,000,000	DBB
NAVSTA ROTA SP	Communication Station	23,607,000	DBB
NAVSTA ROTA SP	INSTALLATION FIRE PRESSURE DEFICIENCY	2,990,000	DBB
NAVSUPPACT BETHESDA MD	Medical Center Addition/Alteration Increment 1	50,000,000	DBB
NAVSUPPACT NAPLES ITALY	P-8A Hangar Upgrade	14,600,000	DB
NAVSUPPACT NAPLES ITALY	P-8A Aircraft Rinse Rack	5,000,000	DB
NAVSUPPFAC DIEGO GARCIA	IMPROVE WHARF REFUELING CAPABILITY	30,000,000	DBB
NSA SOUTH POTOMAC	AGILE CHEMICAL FACILITY GAP B	35,300,000	DBB
NSA SOUTH POTOMAC	ADVANCED ENERGETICS RESEARCH LAB COMPLEX, PHASE 2	6,600,000	DB
NSS PORTSMOUTH NAVY SHIPYARD	Medical/Dental Clinic Replacement	27,100,000	DBB
PORTSMOUTH NAVAL SHIP YARD	Utilities Investment for Nuclear Facilities	30,119,000	DBB
PORTSMOUTH NAVAL SHIP YARD	Unaccompanied Housing Consolidation	17,773,000	DB
SUBASE KINGS BAY GA	TTF SUBMARINE BRIDGE TRAINER	1,990,000	DB

FY 17 MCON, MCNR, Family Housing, Defense Projects



<u>Location/Installation</u>	<u>Description</u>	<u>Cost</u>	<u>Design Level</u>
TRAVIS AFB CA	REPLACE HYDRANT FUEL SYSTEM (G)	26,500,000	DBB
US NAVSUPACT ANDERSEN GUAM	ANDERSEN SOUTH TRAINING COMPLEX - URBAN COMBAT	176,000,000	DB
US NAVSUPACT ANDERSEN GUAM	Replace Andersen Housing PH I	78,815,000	DBB
US NAVSUPACT ANDERSEN GUAM	BLOCK 40 MAINTENANCE HANGAR	31,158,000	DBB
US NAVSUPACT Anderson Guam	Munitions Storage Igloos, Phase 2	35,300,000	DB
US NAVSUPACT Anderson Guam	APR - SATCOM C4I Facility	14,200,000	DB
VARLOCS MILCON	Triton Forward Operating Base Hangar	41,380,000	DB
WAKE ISLAND AFB	TEST SUPPORT FACILITY	11,670,000	DBB

Questions?





SAME

FY2018 DOD & Federal Agency Program Briefings

**NAVFAC Design and Construction
Programs**

7 March 2017

**Cindy Readal
Assistant Commander for Acquisition**

NAVFAC Contracting



- **Contracting Spend for FY16:**
 - Spend: \$8.07B
 - Total Number of Actions: 33.7K
 - Firm-Fixed-Price Awards: \$7.6B
 - Small Business Awards: \$3.7B
 - Met all SB program goals
- **Competed Contract Dollars: \$6.6B**
- **Closeouts: 1,028 actions monthly**
- **1102 Attrition Rate: 13%**
- **Contracting Community: 875**

Execution by Service Portfolio Group (using DoD Taxonomy)

Facility Related Services	\$5.248B	} 94%
Construction Services	\$2.358B	
Knowledge Based Services	\$0.237B	
Equipment Related Services	\$0.080B	
Electronics/Comms Services	\$0.088B	
Research & Development	\$0.014B	
Transportation Services	\$0.003B	
Medical Services	<\$0.001B	
Logistic Management Services	<\$0.001B	
Supplies & Equipment	\$0.054B	

Contract Type (Total Dollars)

Firm Fixed Price	\$7.573B	} 94%
Fixed Price Award Fee	\$0.062B	
Cost	\$0.003B	
Cost Plus Award Fee	\$0.224B	
Cost Plus Fixed Fee	\$0.189B	
Labor Hour/Time & Material	\$0.003B	
Other	\$0.029B	
(FP/Cost Incentive, FP Level of Effort, Cost Sharing)		

Updates



- **FY15 NDAA Section 814 DB Construction Process**
 - No more than five offerors to Phase II without HQ Approval
 - FY16: 5 solicitations approved (4 MACCs, 1 standalone) and 2 solicitations approved for one step DB
- **Multiple Award Contracts**
 - Necessary Tool
 - Typical Capacity Ranges: \$99-\$250M
- **FY17 NDAA Section 835 MAC Task Order Protest**
 - Increased from \$10M to \$25M
 - FAR change forthcoming
- **Base Operating Support (BOS) Tri-Services Industry Day**
 - SAME JETC on Monday, May 22
- **Revised SB Utilization Evaluation Factor**
 - Clarified and simplified factor requirements
- **NAVFAC CPARS compliance rate is 88%**

Small Business

Command Achievements – FY 2017



US Prime Awards	FY15			FY16			YTD FY17*		
	Eligible =	\$ 6.36B		Eligible =	\$ 7.88B		Eligible =	\$ 1.68B	
	Target	Dollars	Actual	Target	Dollars	Current	Target	Dollars	Current
Small Business (SB)	46%	\$ 3.20B	50.30%	46%	\$ 3.76B	47.80%	44%	\$ 749.6M	44.67%
HUBZone	9%	\$ 576.1M	9.06%	8%	\$ 663.4M	8.42%	8.5%	\$ 124.5M	7.43%
Service-Disabled Veteran-Owned (SDVOSB)	4%	\$ 397.4M	6.25%	4.5%	\$ 485.2M	6.16%	6%	\$ 69.6M	4.15%
Small Disadvantaged Business (SDB)	24%	\$ 2.06B	32.49%	23%	\$ 2.49B	31.64%	25%	\$ 482.7M	28.76%
Woman-Owned (WOSB)	7%	\$ 612M	9.62%	6.25%	\$ 740.1M	9.40%	9%	\$ 155.5M	9.27%

Data from FPDS-NG 02/27/2017. * FPDS-NG Data Incomplete. Includes overseas.

NAVFAC Subcontracting Achievements



SB Program	FY 15 Total reported = \$19.4B		FY 16 Total reported = \$17.5B	
	Target	Actual*	Target	Actual*
Small Business (SB)	66.8%	65.8%	65%	65%
Historically Underutilized Business Zone (HUBZone)	8.94%	7.5%	6%	6.3%
Service-Disabled Veteran-Owned (SDVOSB)	3.03%	6.2%	5%	5.6%
Veteran-Owned	3.03%	9.8%	5%	9.3%
Small Disadvantaged Business (SDB)	17.27%	18.7%	15%	17.3%
Women-Owned (WOSB)	15.3%	14.9%	15%	14.5%

* Data as reported in eSRS as of 2/12/2017

Contract Listings and Acquisition Forecasts

http://www.navfac.navy.mil/products_and_services/sb/opportunities.html



NAVFAC Current Long Range
IDIQ Projects

NAVFAC & Navy Long Range
Acquisition Forecast (LRAF)

NAVFAC Military Construction
(MILCON) Forecast

NAVFAC Environmental
Projects and Planning

Current contract listings and acquisition forecasts

POC information for both government and industry

Regional Opportunities – Command specific lists

Subcontracting Opportunities – Potential leads through various lists

For preliminary planning purposes only – see www.fbo.gov for solicitation announcements



Questions?